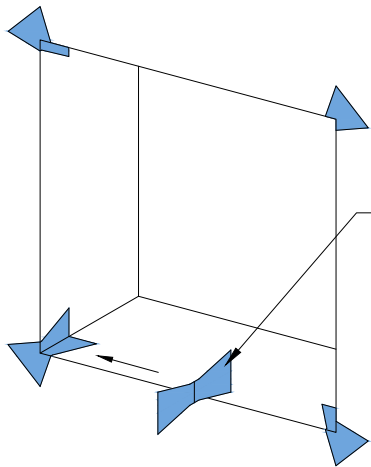
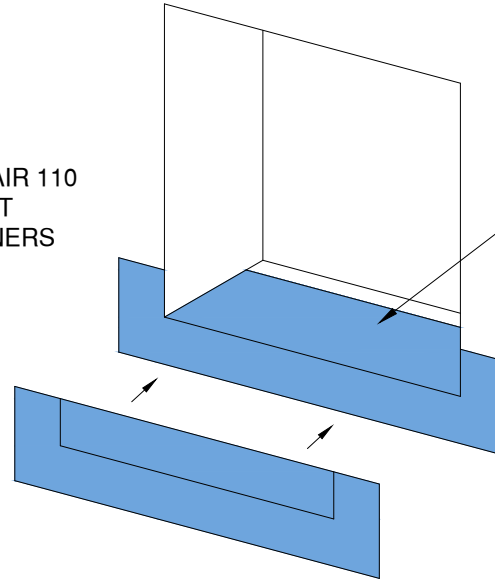


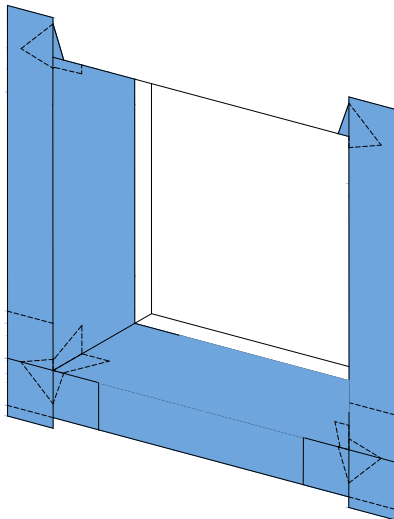
NOTE: EXOAIR PRIMER MUST BE USED WITH EXOAIR 110



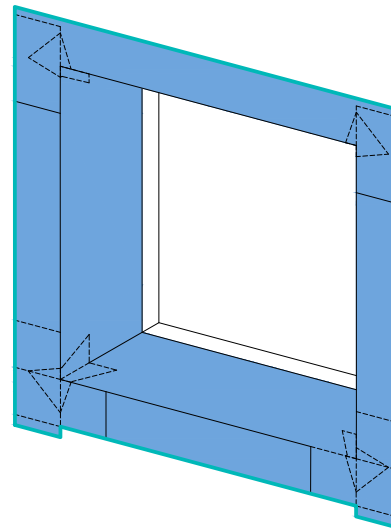
EXOAIR 110AT OR EXOAIR 110
BOW TIES INSTALLED AT
ROUGH OPENING CORNERS



APPLY EXOAIR 110AT OR EXOAIR 110
3" MIN INTO ROUGH OPENING AND
EXTERIOR FACE OF WALL AT SILLS,
JAMBS, AND HEADS



APPLY DYMONIC 100 AT EXOAIR 110AT
OR EXOAIR 110 EDGES



IF EXOAIR 110AT OR EXOAIR 110 IS
APPLIED OVER FLUID APPLIED
MEMBRANE, DYMONIC 100 IS ONLY
REQUIRED AT THE HEAD AND DOWN
EACH JAMB 6"

This detail is for general informational purposes only. The project design professional determines, in its sole discretion, whether this detail or a functionally equivalent detail is best suited for the project with respect to any architecture, engineering, and design requirements, including any local building code requirements. If this document is not reviewed and the product is not approved for use by a licensed design professional, the customer agrees that the detail may contain substantive flaws requiring correction, and hereby releases Tremco CPG Inc. from any and all liability related to the design and installation of the product. This detail is subject to change without notice. Contact Tremco to ensure you have the most recent version.



Tremco Technical Support: 866-209-2404

Detail: ExoAir 110AT/110 at Rough Window Opening

Drawn by: KAB

Checked by: CB

Scale: NTS

Revision #: 00

Revised by: -

Date: 9/19/2024

File Name:

AVB-S-RO-01



Construction Products Group

www.tremcocpg.com