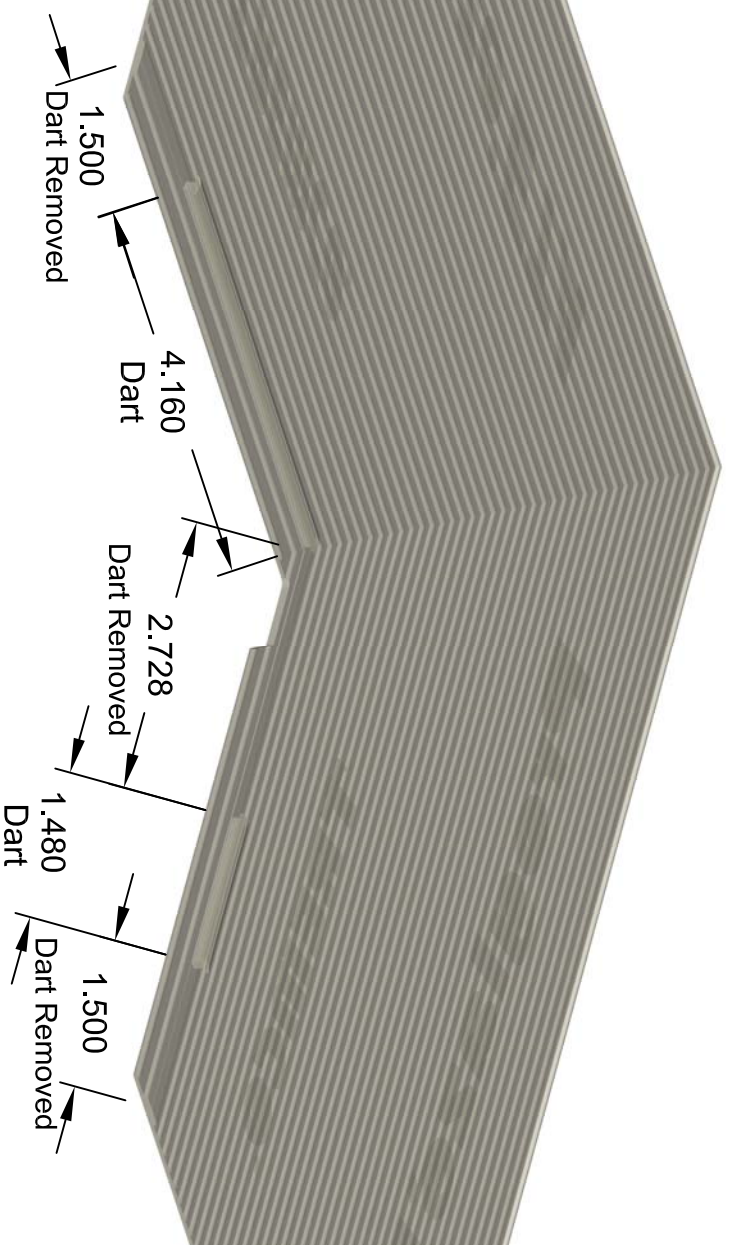
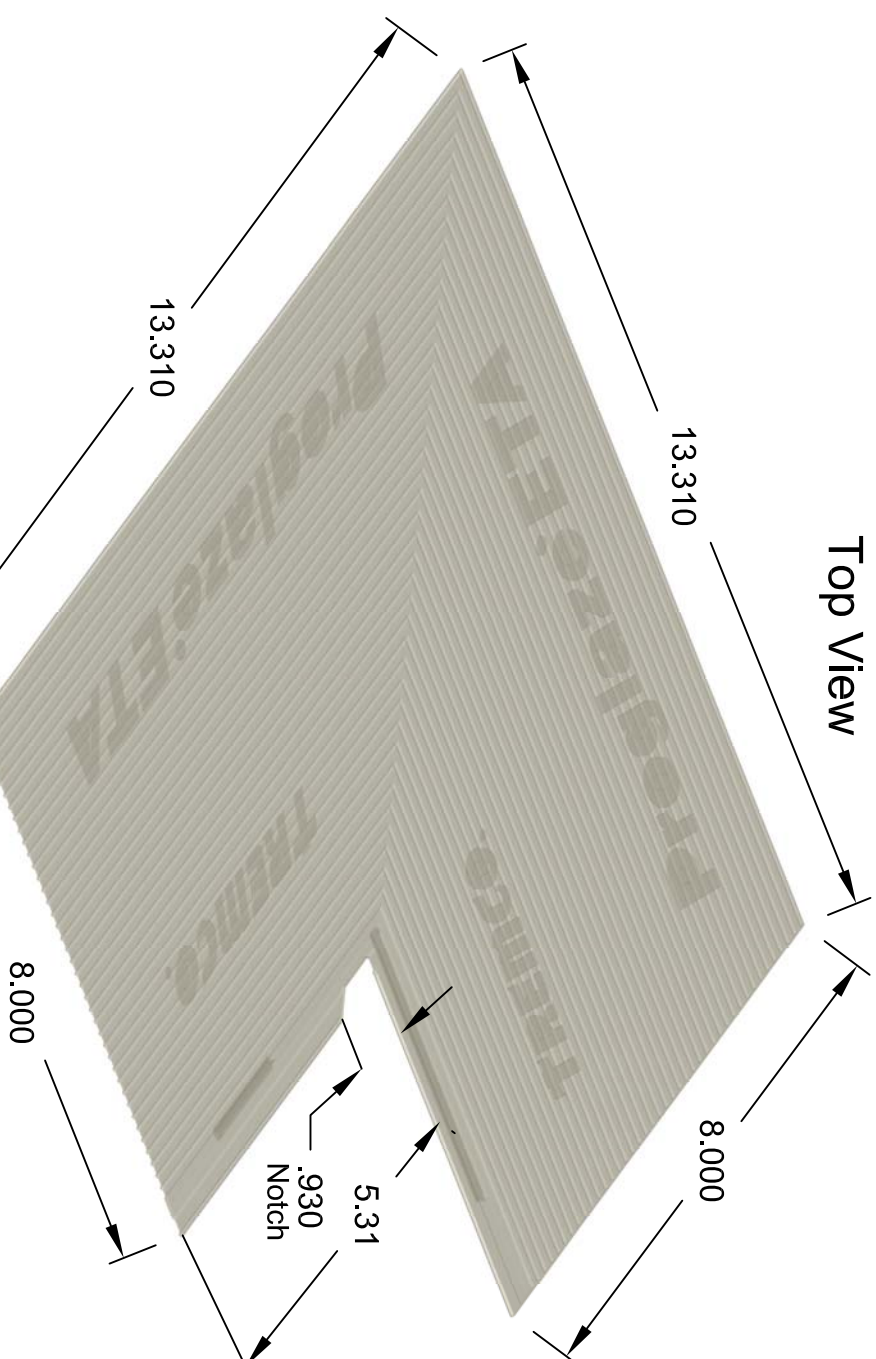


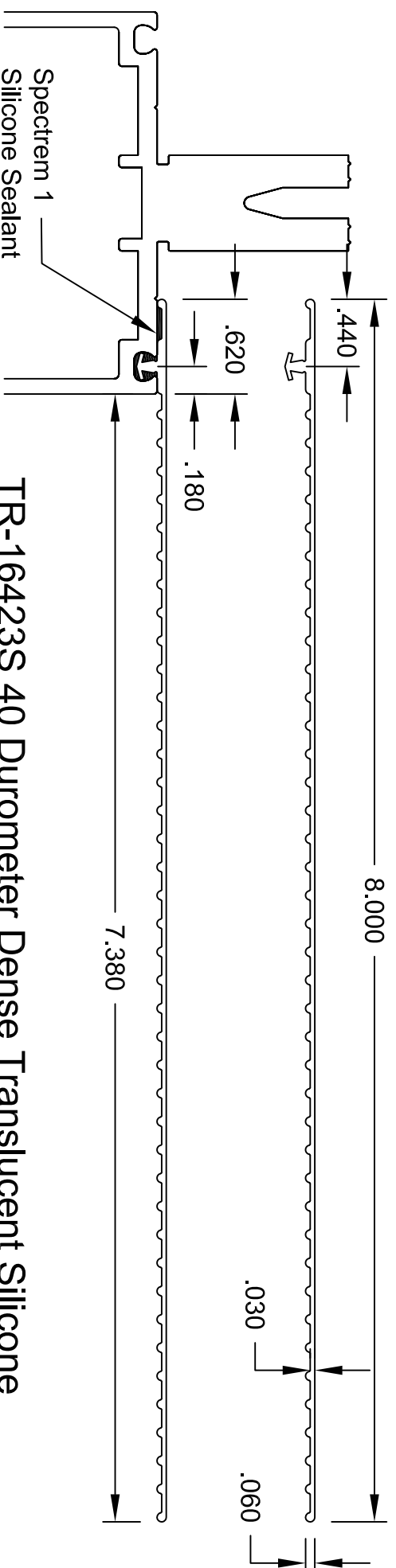
Bottom View to Show Darts



Top View



TR-16448S Molded Corner - Left & Right Hand Designs



TR-16423S 40 Durometer Dense Translucent Silicone

The above details and related information are provided solely as a courtesy to installers using the Proglaze ETA System and may be updated or modified by Tremco without notice. Consult Tremco to ensure that you are reviewing current information. Because building codes, climate considerations and other site conditions may vary from project to project, Tremco details are not intended to provide exhaustive coverage of all issues that may be encountered on a particular project and/or that may affect Proglaze installation procedures and/or performance. Building owners and installers should consult and follow the published recommendations of wall, window and door manufacturers, as applicable, with respect to proper attachment of the Proglaze ETA System.

The design of the gasket shown herein is the product of Tremco Incorporated. No reproduction or use of this design is authorized without the consent of Tremco Incorporated.

For Typical Application Details Refer to Concept Drawing 08079

No.	Date	Description	By
1	8-21-08	Corner Design To Match Revised Extrusion	POIRIER

Customer:	TREMCO	Customer Part No.
Project:	Proglaze ETA - System 3	
Drawn by:	P Poirier	Scale: FULL
		Date: 7/14/2008
		Drawing No. 08078

TREMCO <small>SEALANT / WEATHERROOFING DIVISION</small>	1451 Jacobson Ave Ashland, Ohio 44805 U.S.A.	Phone : 800-321-6357 Fax : 419-289-6645
---	---	--