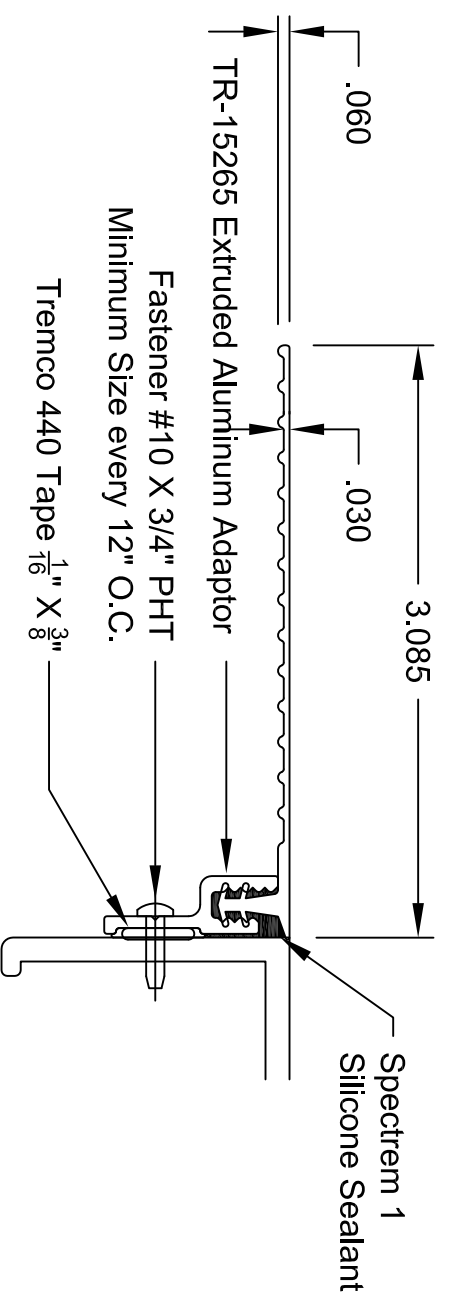
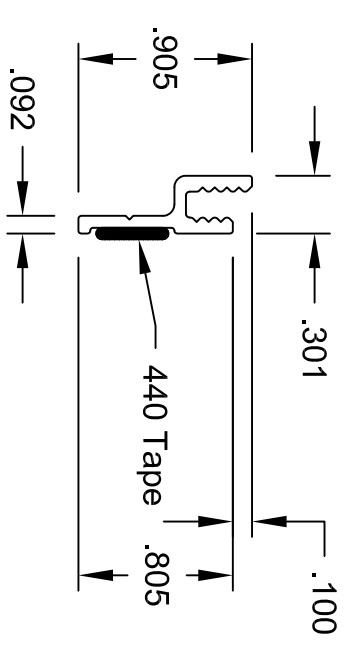


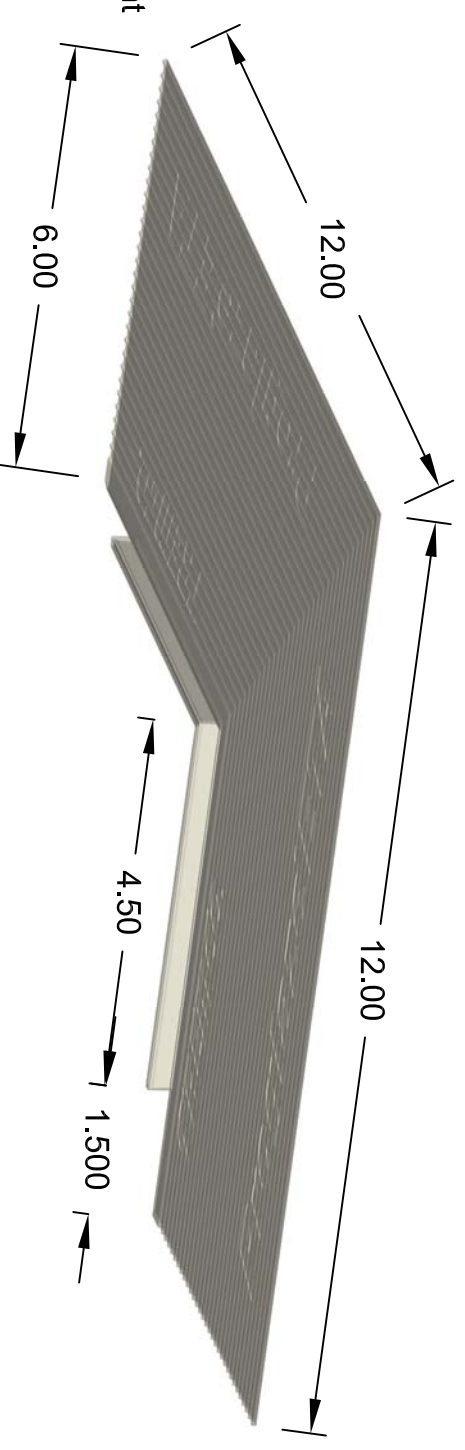
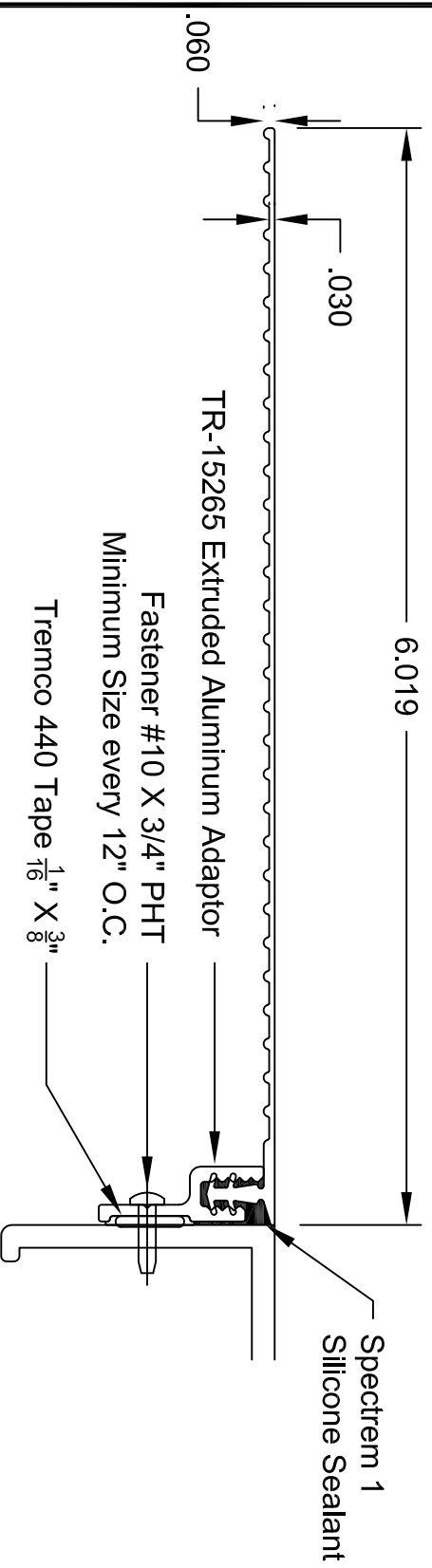
### TR-13806S 40 Durometer Dense Translucent Silicone



Extruded Aluminum Adaptor TR-15265  
 Cut 60 Inches Long with 3/16" Diameter Hole 6 Inches O.C.  
 Tremco 440 Butyl Tape 1/6" X 3/8" Pre-Applied



### TR-15191S 40 Durometer Dense Translucent Silicone



### TR-15191S Molded Corner

For Typical Application Details Refer to Concept Drawing 07120

The above details and related information are provided solely as a courtesy to installers using the Proglaze ETA System and may be updated or modified by Tremco without notice. Consult Tremco to ensure that you are reviewing current information. Because building codes, climate considerations and other site conditions may vary from project to project, Tremco details are not intended to provide exhaustive coverage of all issues that may be encountered on a particular project and/or that may affect Proglaze installation procedures and/or performance. Building owners and installers should consult and follow the published recommendations of wall, window and door manufacturers, as applicable, with respect to proper attachment of the Proglaze ETA System.

The design of the gasket shown herein is the product of Tremco Incorporated. No reproduction or use of this design is authorized without the consent of Tremco Incorporated.

No.	Date	Description	By
<b>TREMCO</b> SEALANT / WEATHERPROOFING DIVISION			
Customer: <b>TREMCO</b>		Customer Part No.	
Project: <b>Proglaze ETA - System 1</b>			
Drawn by:	P. Poirier	Scale:	FULL
Date:		Date:	7/14/2008
1451 Jacobson Ave Ashland, Ohio 44805 U.S.A.		Phone : 800-321-6357 Fax : 419-289-6645	
Drawing No.		<b>08076</b>	