



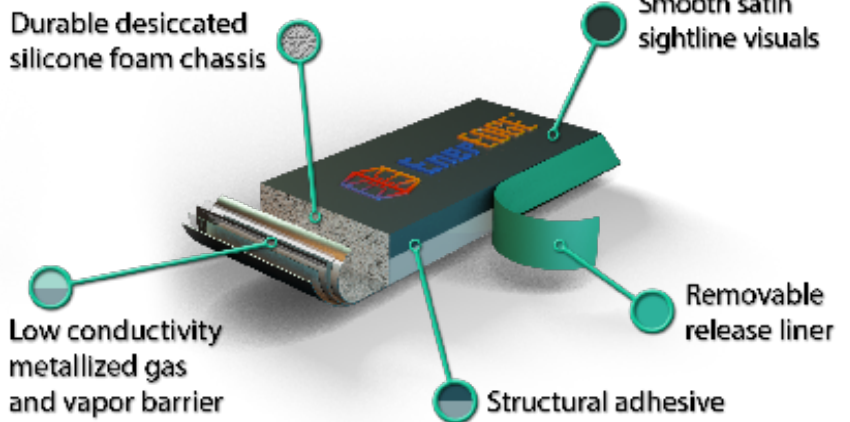
Your inside edge to performance and savings.

THE ADVANTAGE OF WARM-EDGE TECHNOLOGY

In double or triple glazing, warm-edge technology is defined as the low conductivity spacer used to separate the panes of an insulating glass unit. Warm-edge spacer systems possess lower thermal conductivity values resulting in superior thermal performance when compared to the traditional, standard aluminum spacer bar.

WHAT IS EnerEDGE®?

EnerEDGE® is a pre-desiccated, ready-to-apply, cellular silicone warm-edge spacer that is suitable for a wide range of insulating glass constructions in fenestration applications. EnerEDGE spacer is inset and applied to a glass lite's perimeter to enable fabrication of dual and triple-glazed IG units in conjunction with a quality applied perimeter sealant.



EnerEDGE ADVANTAGES

PERFORMANCE PLUS PARTNERSHIP

- Long-term durability
- Ease of manufacturing
- Short lead time
- Marketing support
- On-site technical assistance and training
- Dedicated team of glazing specialists who cater to the IG and residential windows customer base

Thermal Performance that meets or exceeds national and international performance standards!

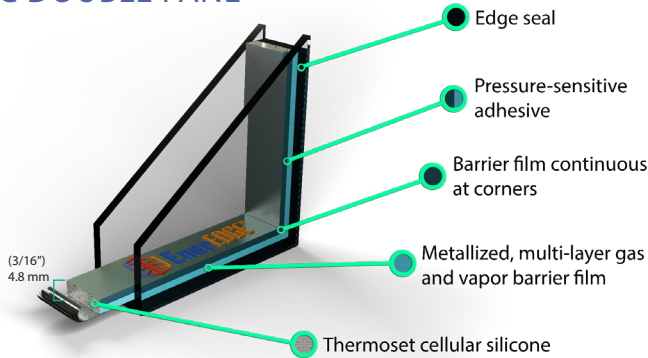
Ask us about our EnerEDGE / EnerSEAL Warranty Program

THE TREMCO ADVANTAGE

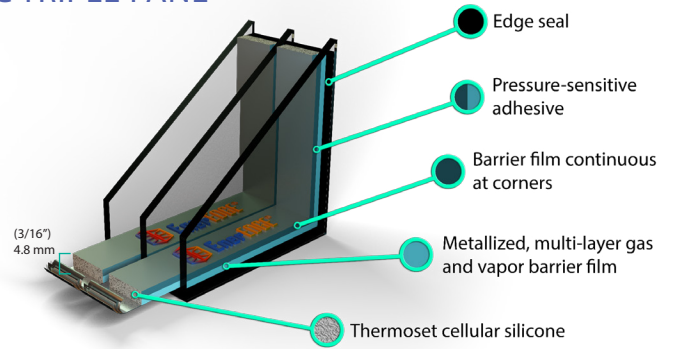
Backed by Tremco's exclusive 50-year fenestration industry expertise including all facets of the IG and window unit plus the window-to-wall installation connection – from spacers and gaskets to tapes and sealants. The only supplier in the IG space offering total building envelope protection with sealing solutions for every connection from the foundation to the roof.



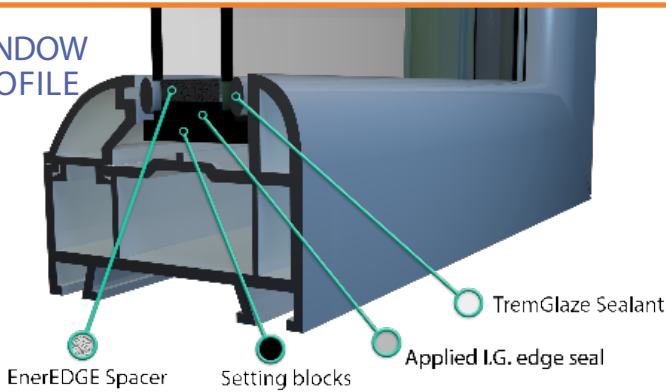
BASIC DOUBLE PANE



BASIC TRIPLE PANE

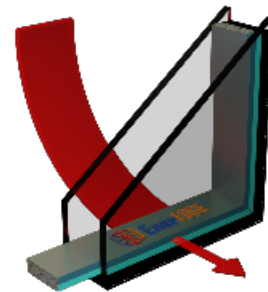


WINDOW PROFILE



HEATFLOW

Cellular Silicone Spacer Blocks Heat Loss



Reduced heat flow, summer or winter

PRODUCT MATRIX

COLORS

- Black
- White
- Light Gray
- Medium Gray
- Dark Charcoal Gray

HEIGHTS

- Std = 3/16" (4.8 mm)
- Pro = 1/4" (6.4 mm)

SPOOLBOX DIMENSIONS

- Mini = 19.75" (50.1 cm) H
x 19" (48.3 cm) W
x 7.75" (19.7 cm) D
- Auto = 26.125" (66.4 cm) H
x 25" (63.5 cm) W
x 13.5" (34.3 cm) D

AIRSPACES

- 3/16" (4.8 mm)
- 1/4" (6.4 mm)
- 9/32" (7.1 mm)
- 5/16" (7.9 mm)
- 11/32" (8.6 mm)
- 3/8" (9.7 mm)
- 13/32" (10.4 mm)
- 7/16" (11.2 mm)
- 15/32" (11.9 mm)
- 1/2" (12.7 mm)
- 17/32" (13.5 mm)
- 9/16" (14.2 mm)
- 19/32" (15 mm)
- 5/8" (15.7 mm)
- 21/32" (16.8 mm)
- 11/16" (17.5 mm)
- 23/32" (18.3 mm)
- 3/4" (19.1 mm)
- 25/32" (19.8 mm)
- 13/16" (20.6 mm)
- 7/8" (22.2 mm)

IG COMPONENTS & ACCESSORIES

EnerEDGE SPACER APPLICATION TOOL:

Clean application of spacer to the IG unit's glass perimeter.

INSIDE NOTCHING:

To preserve integrity of the spacer's moisture vapor barrier for a wider range of applied perimeter sealant options.

EnerGRIP MUNTIN CLIPS:

These polypropylene, hydrophobic clips come in a wide variety of configurations. (Black and Gray colors available)

HOT MELT TROWELING PADS:

These non-stick silicone pads aid in the elimination of cold joints and insulate the operator during hot-closing of sealant.

EnerEDGE STORAGE DRUMS:

Drums are designed for subsequent use and to keep the desiccant active.

EnerSEAL™ 332:

Butyl-based hot melt sealant, especially formulated for single and double barriers for insulating glass.

