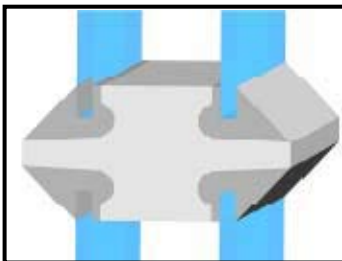

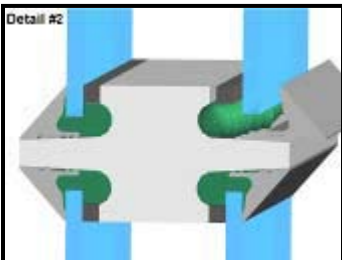


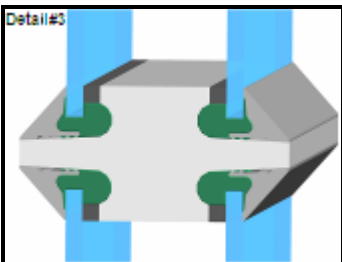
Putty Glazed (Steel) Window Systems:



- The old steel window systems use putty to glaze the glass in the framed opening.
- To upgrade the system the glass was completely removed and metal fully cleaned and repainted.



- To undergo replacement, assembly starts with Tremco's [Structural Glazing Tape 921](#) applied to the painted surface, which has an adhesive on two sides to temporarily hold and position the glass.
- Spectrem 2 silicone sealant is then applied around the glass perimeter to structurally secure the glass in the opening.
- With the sealant still wet a custom colored silicone extrusion is embedded into the sealant to mimic the putty appearance.
- Finished installation shown in detail nos. 2 and 3.
- Not shown are ventilation weeps used to minimize condensation.



- Photo of finished look.

For more information on Tremco's Glazing and Facade Restoration Solutions, please visit our website at www.tremcosealants.com or contact your local Tremco Sales Representative.